

# Diversified Income Fund

'H' class units, ZAR

As at end August 2024



## Risk profile

Lower risk

Potentially lower rewards

Higher risk

Potentially higher rewards



## Key facts

Portfolio manager: Peter Kent, Malcolm Charles, Adam Furlan

Fund size: ZAR 29.3bn

Fund inception date: 01.09.08

H Inc ZAR class unit inception date: 01.10.12

Domicile: South Africa

Sector: ASISA SA Multi-Asset Income

Benchmark: STeFI Composite (FTSE/JSE ALBI 1-3 pre 01/07/2011)

'H' class unit dealing currency: ZAR

## Ninety One ESG Classification\*

ESG Integration

\*Funds that practice active stewardship whilst considering ESG risks and opportunities. For further information, please see

[www.ninetyone.com/ESG-explained](http://www.ninetyone.com/ESG-explained)

Net historic yield: 8.89%

Net current yield: 9.60%

## 'H' class unit charges

Initial fund fee: 0.00%

Annual management fee: 0.45%

Total expense ratio (TER): 0.51%

Transaction cost (TC): 0.02%

Total investment charge (TIC): 0.53%

Fee rates are shown excluding VAT. TER, TC and TIC are shown including VAT.

## Other Information

Valuation: 16:00 (17:00 month-end) SA Time

Transaction cut-off: 16.00 SA Time (forward pricing)

Minimum investment: LISPs or

ZAR10,000,000

ISIN: ZAE000171542

## Fund Features

An actively managed, well diversified fixed income portfolio with multiple sources of return

A global approach to fixed interest investing, capturing opportunities that South African and global fixed interest markets offer

Managed in accordance with Regulation 28 of the Pension Funds Act 24 of 1956

## Objectives and investment policy summary

The Fund aims to provide a high level of income while seeking opportunities to maximise capital growth

The Fund invests in a broad range of fixed income instruments (contracts to repay borrowed money which typically pay interest at fixed times) including government and corporate bonds. Other investments may include company shares, the units of other funds (including foreign funds), cash, property related securities (financial contracts evidencing ownership or debt) and derivatives (financial contracts whose value is linked to the price of an underlying asset). Between 5% and 25% of the Fund's value will typically be invested in property

## Annualised performance (%)

	Fund	Benchmark
1 Year	11.0	8.6
3 Years	8.4	6.7
5 Years	7.7	6.1
10 Years	8.3	6.6
Since Inception <sup>†</sup>	8.6	6.9

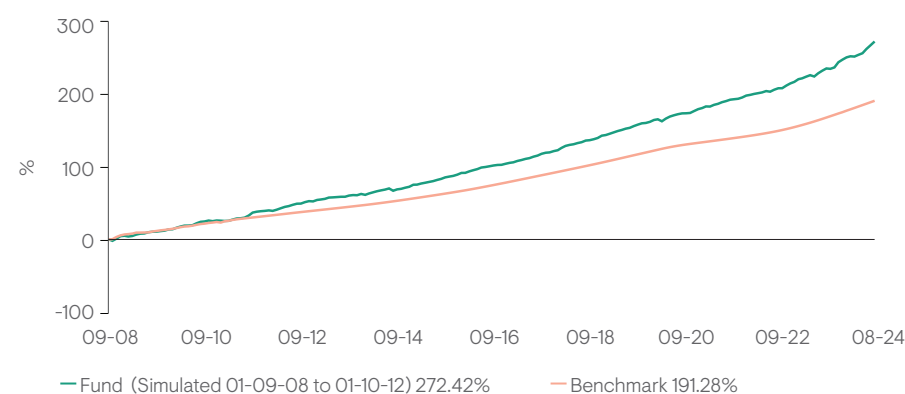
<sup>†</sup>Since Inception simulation date 01.09.08

## Fund statistics (%)

		Date*
Highest annualised return	13.4	31.07.12
Lowest annualised return	4.5	31.01.14
Annualised volatility (%)	3.3	
Maximum drawdown (%)	-3.3	

\*12 month rolling performance figures

## Cumulative Performance



Source: © Morningstar, dates to 31.08.24, performance figures are calculated NAV-NAV, net of fees, in ZAR. The performance quoted for periods before the launch of H Class is based on older classes' performance, is adjusted for any fee differences and is for illustrative purposes only.

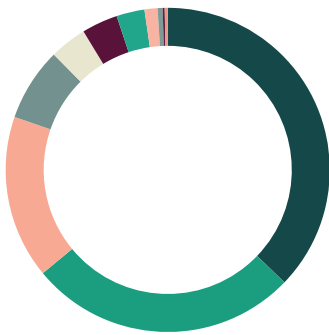
## Income distributions (cents per class unit)

Payment Date	Total
02 July 2024	2.69
03 April 2024	2.48
03 January 2024	2.77
03 October 2023	2.70

## Asset allocation (%)

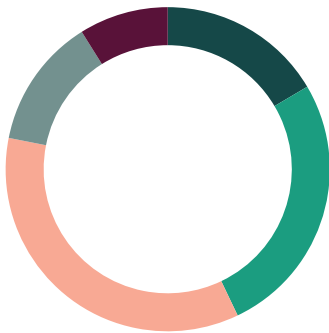
Local Assets	89.3
Bonds	81.9
Cash / Money Market	4.6
Property (listed)	2.8
Foreign Assets	10.7
Bonds	13.1
FX	-0.1
Cash / Money Market	-2.3

## Security type (%)



Floating Rate Notes	37.2
Government Bonds	26.8
Cash / Money Market / FX	16.3
Corporate Bonds	7.3
Derivatives	3.7
Parastatals	3.6
Property (Listed)	2.8
Emerging Market Local Currency Debt	1.3
Special Purpose Vehicles	0.5
Other	0.3
Inflation Linked Bonds	0.2

## Maturity profile (%)



0 - 1 year	16.5
1 - 3 years	26.4
3 - 7 years	35.2
7 - 12 years	13.0
12 years +	8.9

Duration contribution (years) 2.1

## Top Issuer exposure (%)

Republic of South Africa Government Bond	29.1
ABSA Bank Ltd	12.9
Standard Bank of South Africa Ltd	11.6
Chicago Board of Trade	6.0
FirstRand Bank Ltd	5.0
Total	64.6

## Specific Fund Risks

**Currency exchange:** Changes in the relative values of different currencies may adversely affect the value of investments and any related income.

**Default:** There is a risk that the issuers of fixed income investments (e.g. bonds) may not be able to meet interest payments nor repay the money they have borrowed. The worse the credit quality of the issuer, the greater the risk of default and therefore investment loss.

**Derivatives:** The use of derivatives may increase overall risk by magnifying the effect of both gains and losses leading to large changes in value and potentially large financial loss. A counterparty to a derivative transaction may fail to meet its obligations which may also lead to a financial loss.

**Emerging market:** These markets carry a higher risk of financial loss than more developed markets as they may have less developed legal, political, economic or other systems.

**Interest rate:** The value of fixed income investments (e.g. bonds) tends to decrease when interest rates rise.

**Property:** Investments in real estate securities can carry the same risks as investing directly in real estate itself. Real estate prices rise and fall in response to a variety of factors, including local, regional and national economic and political conditions, interest rates and tax considerations.

## Glossary Summary

**Annualised performance:** Annualised performance is the average return per year over the period.

**Duration:** This is a measure of risk for funds which invest in bonds as it predicts the sensitivity of the value of a fund's portfolio given changes in interest rates. The higher the value the greater the volatility of the fund's performance resulting from changes to interest rates. The Modified duration is shown.

**Historic yield:** This yield reflects the amounts that have been distributed over the previous twelve months as a percentage of the Fund's net asset value per share for that period. It does not include any initial fund fee and investors may be subject to tax on distributions. The net yield is shown which is net of fees.

**Maximum drawdown:** The largest peak to trough

## Important information

All data as at 31.08.24. The most up to date fund details (e.g. name, overview, key facts etc) are reflected as at the date of publication. Any changes effective after publication will appear in the next update. All information provided is product related and is not intended to address the circumstances of any particular individual or entity. We are not acting and do not purport to act in any way as an advisor or in a fiduciary capacity. No one should act upon such information without appropriate professional advice after a thorough examination of a particular situation. Collective investment scheme funds (CISs) are generally medium to long term investments. Funds are traded at ruling prices and can engage in borrowing and scrip lending. The fund may borrow up to 10% of its market value to bridge insufficient liquidity. Unit trust prices are calculated on a net asset value basis, which is the total value of all assets in the fund including any income accruals less permissible deductions from the fund. A schedule of charges, fees and advisor fees is available on request from the Manager, Ninety One Fund Managers SA (RF) (Pty) Ltd which is registered under the Collective Investment Schemes Control Act. Additional advisor fees may be paid and if so, are subject to the relevant FAIS disclosure requirements. Performance shown is that of the fund and individual investor performance may differ as a result of initial fees, actual investment date, date of any subsequent reinvestment and any dividend withholding tax. This fund may be closed in order to be managed in accordance with the mandate. Fluctuations or movements in exchange rates may cause the value of underlying international investments to go up or down. Where the fund invests in the participatory interests of foreign collective investment schemes, these may levy additional charges which are included in the relevant TER. Fund prices are published each business day at [www.ninetyone.com](http://www.ninetyone.com) and in select media publications. The Manager outsources its portfolio management to Ninety One SA (Pty) Ltd ('Ninety One SA'), an authorised financial services provider and a member of the Association for Savings and Investment SA (ASISA). This factsheet is the copyright of Ninety One and its contents may not be re-used without Ninety One's prior permission. Any additional information on the fund including application forms, fees and reports can be obtained, free of charge at [www.ninetyone.com](http://www.ninetyone.com). Issued: 11.09.2024

decline during a specific period of an investment.

**NAV:** The Net Asset Value (NAV) represents the value of the assets of a fund less its liabilities.

**Risk profile:** A number on a scale of 1 to 7 based on how much the value of a fund has fluctuated over the past 5 years (or an estimate if the fund has a shorter track record). A rating of 1 represents the lower end of the risk scale with potentially lower rewards available whilst a rating of 7 reflects higher risk but potentially higher rewards.

**Total Expense Ratio:** TER includes the annual management fee, performance fee and administrative costs and includes VAT but excludes portfolio transaction costs (except in the case of an entry or exit charge paid by a fund when buying or selling units in another fund) expressed as a percentage of the average daily value of the Fund calculated over a rolling three year period (or since inception where applicable) and annualised to the most recently completed quarter. Where funds invest in the participatory interests of foreign collective investment schemes, these may levy additional charges which are included in the relevant TER. A higher TER does not necessarily imply a poor return, nor does a low TER imply a good return. The current TER may not necessarily be an accurate indication of future TERs.

**Transaction cost:** Transaction costs are a necessary cost in administering the Fund and impacts returns. It should not be considered in isolation as returns may be impacted by many other factors over time including market returns, the type of financial product, the investment decisions of the investment manager and the TER. Calculations are based on actual data where possible and best estimates where actual data is not available. Transaction costs are inclusive of VAT.

**Total investment charge:** This is the sum of the TER and TC.

**Volatility:** The amount by which the performance of a fund fluctuates over a given period.

## Contact us

Ninety One Fund Managers SA (RF) (Pty) Ltd  
 Telephone: 0860 500 900  
 Email: [utclientservicessa@ninetyone.com](mailto:utclientservicessa@ninetyone.com)  
 Scheme Trustee: RMB  
 3 Merchant Place  
 Ground Floor  
 Cnr Fredman and Gwen Streets  
 Johannesburg  
 Telephone: (011) 301 6335